

Saddle Seat

LEVEL 2 • PATTERN Z • Tests 3,6,10,13

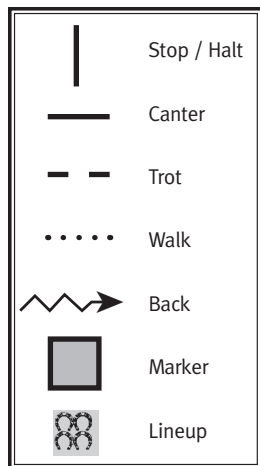
Starting on the rail to your right, divide the straightaway into three sections.

Canter the first section on the left lead, trot the second section on the left diagonal, and trot the final section on the right diagonal.

Halt. Reverse.

Canter a circle on the right lead.

Halt. Return to line or exit at a trot on the left diagonal.



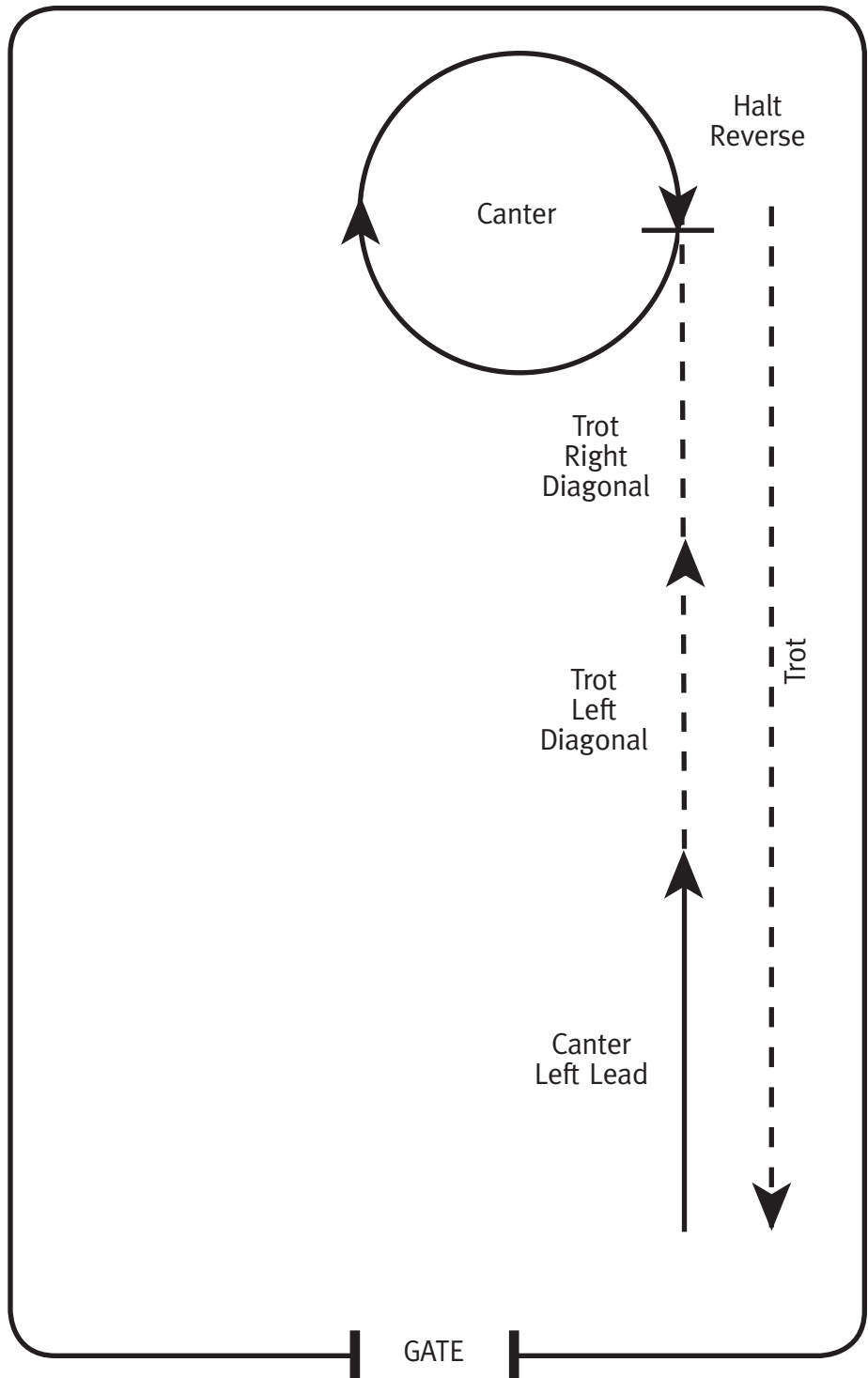
This pattern may only be used for:

- 14 - 18
- 18 & Under
- 19 & Over

*This pattern may **NOT** be used for:*

- 13 & Under

If used at a Regional or National Show, pattern may not be run from the lineup.



Saddle Seat

LEVEL 2 • PATTERN Q • Tests 3,7,11

Enter the ring at a trot and turn right.

Execute a four loop serpentine. Canter the first loop on the left lead.

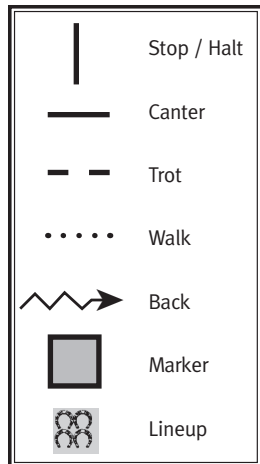
Trot the second loop on the left diagonal.

Trot the third loop on the right diagonal.

Canter the fourth loop on the right lead. Halt.

Turn right and trot on the left diagonal down the rail.

Return to the lineup or exit the ring at the trot.



This pattern may only be used for:

- 13 & Under
- 14 - 18
- 18 & Under
- 19 & Over

If used at a Regional or National Show, pattern may not be run from the lineup.

